



# ESPACE

## Cantilever gate



Cantilever gate



Frame section:  
60 x 60 mm



Manual, Motor-ready,  
motorised



Height: 1.50 m to 2 m  
Opening: 3 m to 6 m



Post section:  
120 x 120 mm

6005 Moss green	7016 Anthracite grey	9010 Pure white
--------------------	-------------------------	--------------------

A simple, high-performance and versatile gate, ideal for protecting access to sites with a medium level of traffic (examples: SME entrance, secondary entrances, etc.).

### *Adaptable and easy to install*

- Clear opening with no ground-rails.
- On new or existing sites.

### *Simplicity*

- Easy to use and handle.
- For the motorised version, pre-wiring and tests performed in the factory, prior to shipping.


### *Security*

- Manual version: lock with European cylinder.
- Motorised version: detection cells, active and inactive sensitive edges, flashing lights and area lighting.
- Low consumption and low voltage LED dash panel area lighting and flashing lights.
- Complies with European standard EN 13241.

*Product highlights*



LED flashing lights and lighting



Low intensity usage motorisation



Top guide

## General characteristics

- **Available heights:**
  - 1.50 / 1.80 / 2.00 m.
- **Dimensions and sections:**
  - Infill: non-overstanding 25 × 25 mm hollow bars, at 110 mm intervals.
  - Frame: 60 × 60 mm.
  - Beam: 120 × 120 mm.
  - Single 100 × 100 mm guide and receiving post.
  - Single 100 × 100 mm receiving post.

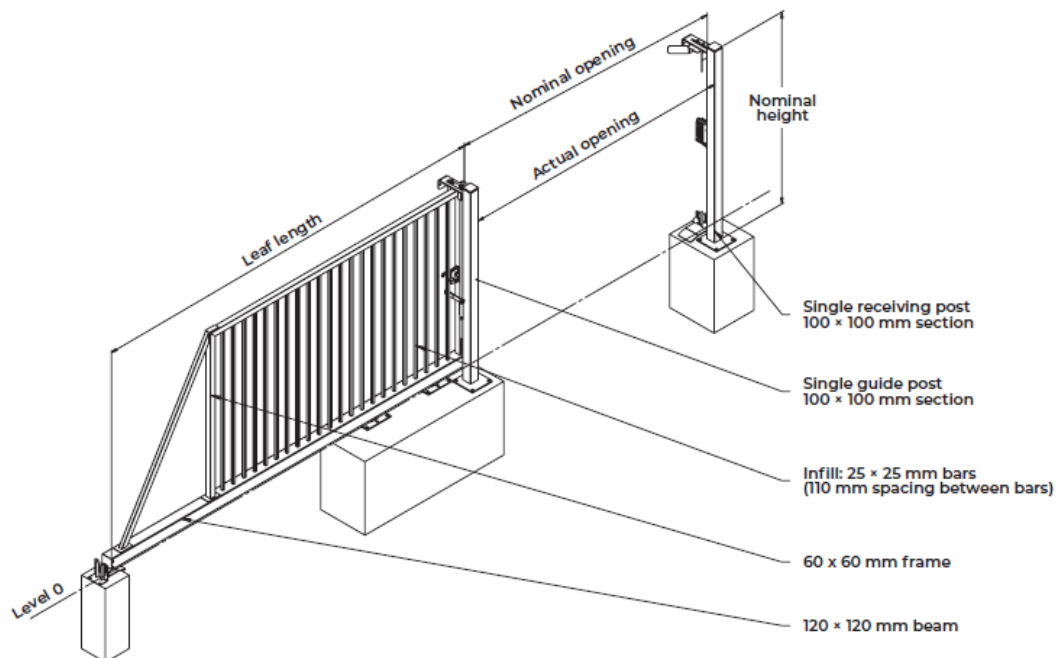
## Colours and Finish

- **3 standard colours:**
  - Green 6005, White 9010, Grey 7016, Black 9005
- **Finish:** Zinc-epoxy + polyester\*
- **Option:** "Protect +" coating available in all colours for the most corrosive areas  
\*According to the DIRICKX warranty conditions



## Technical features

Nominal height:	Nominal opening (m)	3.00	4.00	5.00	6.00
1.50 m	Actual opening (m)	2.74	3.74	4.74	5.74
1.80 m	Leaf width (m)	4.48	5.58	6.98	8.38
2 m					



## Options


- Motorised operation.
- Motor-ready version (manual + inspection plates, external gear rack)
- Installation on inserts: allows civil engineering works to be prepared before gate installation.
- Smooth toothed
- Firefighter cylinder 30x30mm
- Fence fastening bracket.
- Ground marking.
- HGV cells.

## Drive motor

- Low intensity usage, up to 60 cycles / day.
- In the event of a security breach, for emergency procedures: key-operation (as an optional extra) and manual stoppage.



Fence fastening bracket



Ground marking



HGV cells

## Extras

- Commissioning and maintenance contract.
- Instructions and identification numbers are supplied with each gate
- Civil engineering plan configurator available at [www.dirickx.fr](http://www.dirickx.fr).



\*Details in the "GUARANTEES, STANDARDS & REGULATIONS" tab of the catalogue.

